

इंटरनेट

मानक

Disclosure to Promote the Right To Information

Whereas the Parliament of India has set out to provide a practical regime of right to information for citizens to secure access to information under the control of public authorities, in order to promote transparency and accountability in the working of every public authority, and whereas the attached publication of the Bureau of Indian Standards is of particular interest to the public, particularly disadvantaged communities and those engaged in the pursuit of education and knowledge, the attached public safety standard is made available to promote the timely dissemination of this information in an accurate manner to the public.

“जानने का अधिकार, जीने का अधिकार”

Mazdoor Kisan Shakti Sangathan


“The Right to Information, The Right to Live”

“पुराने को छोड़ नये के तरफ”

Jawaharlal Nehru

“Step Out From the Old to the New”

IS 8467 (1977): steel card-index cabinets [CED 35: Furniture]



“ज्ञान से एक नये भारत का निर्माण”

Satyanarayan Gangaram Pitroda

“Invent a New India Using Knowledge”



“ज्ञान एक ऐसा खजाना है जो कभी चुराया नहीं जा सकता है”

Bhartrhari—Nitiśatakam

“Knowledge is such a treasure which cannot be stolen”

BLANK PAGE



IS : 8467-1977
Reaffirmed 2010

Indian Standard
SPECIFICATION FOR
STEEL CARD-INDEX CABINETS

UDC 684.455.044



© Copyright 1977

INDIAN STANDARDS INSTITUTION
MANAK BHAVAN, 9 BAHADUR SHAH ZAFAR MARG
NEW DELHI 110002

October 1977

Indian Standard

SPECIFICATION FOR STEEL CARD-INDEX CABINETS

Furniture Sectional Committee, BDC 35

Chairman

SHRI J. P. J. BILIMORIA

‘Sun Rock’ 8-2-316/4, Road 14, Banjara Hills, Hyderabad

Members

SHRI M. M. L. BHASIN
SHRI A. M. CHAKI

SHRI G. N. GIDWANI

SHRI H. C. VERMA (*Alternate*)

SHRI SUDHIN GUPTA
SHRI R. E. JAMBHEKAR

DR P. A. JOSHI (*Alternate*)

SHRI N. R. JASANI
SHRI K. S. LAULY

DR A. PURUSHOTHAM (*Alternate*)

SHRI M. L. MAINI
SHRI O. P. GULATI (*Alternate*)

SHRI JEET MALHOTRA
SHRI S. MURUGESAN

SHRI ASHOK C. PATEL

SHRI ARUN C. PATEL (*Alternate*)

SHRI J. A. PANCHAL

SHRI H. K. VYAS (*Alternate*)

SHRI R. M. PRADHAN
SHRI K. PURKAYASTHA

SHRI R. K. MEHTA (*Alternate*)

SHRI P. RAJAGOPALAN
PROF D. V. R. RAO

SHRI P. N. MATHUR (*Alternate*)

SHRI A. C. SEKHAR
SHRI P. B. SHETH

SHRI R. L. SHETH (*Alternate*)

SHRI R. D. SRIVASTAVA

SHRI T. N. GUPTA (*Alternate*)

Representing

Ronco Vickers India Ltd, New Delhi
Calcutta Cabinet Maker's & Furnishers' Association,
Calcutta

Directorate General of Supplies & Disposals, New
Delhi

Small Industries Service Institute, New Delhi
Godrej & Boyce Mfg Co Pvt Ltd, Bombay

N. R. Jasani Corporation, Bombay
The Indian Plywood Mfg Co Ltd, Dandeli

Ministry of Defence

Government of Punjab
Public Works Department, Government of Tamil
Nadu

Chandan Metal Products Pvt Ltd, Vadodara

National Institute of Design, Ahmadabad

Central Public Works Department
Indian Aluminium Company Ltd, Calcutta

The Indian Institute of Architects, Bombay
Ministry of Education

Forest Research Institute & Colleges, Dehra Dun
Ahmedabad Eagle Engineering Enterprises Pvt Ltd,
Ahmadabad

Central Building Research Institute (CSIR), Roorkee

(*Continued on page 2*)

© Copyright 1977

INDIAN STANDARDS INSTITUTION

This publication is protected under the *Indian Copyright Act* (XIV of 1957) and reproduction in whole or in part by any means except with written permission of the publisher shall be deemed to be an infringement of copyright under the said Act.

IS : 8467 - 1977

(Continued from page 1)

<i>Members</i>	<i>Representing</i>
SHRI L. G. TOYE	Research Designs & Standards Organization, Lucknow
SHRI V. K. PUNJ (<i>Alternate</i>)	
SHRI N. VENKATARAMAN	The Western India Plywoods Ltd, Cannanore District (Kerala)
SHRI K. VENUGOPAL (<i>Alternate</i>)	
SHRI D. AJITHA SIMHA, Director (Civ Engg)	Director General, ISI (<i>Ex-officio Member</i>)
	<i>Secretary</i>
	SHRI S. P. MAGGU
	Assistant Director (Civ Engg), ISI

Panel for Metal Furniture, BDC 35 : P 1

<i>Convener</i>	
SHRI S. BALAKRISHNAN	Ministry of Defence
	<i>Members</i>
SHRI S. A. PAWASKAR (<i>Alternate to</i> Shri S. Balakrishnan)	
SHRI G. N. GIDWANI	Directorate General of Supplies & Disposals, New Delhi
SHRI GOPAL RAMNARAYAN	Featherlite Corporation, Bangalore
SHRI BALDEV RAMNARAYAN (<i>Alternate</i>)	
SHRI R. E. JAMBHEKAR	Godrej & Boyce Mfg Co Pvt Ltd, Bombay
DR P. A. JOSHI (<i>Alternate</i>)	
SHRI J. A. PANCHAL	National Institute of Designs, Ahmadabad
SHRI H. K. VYAS (<i>Alternate</i>)	
SHRI ASHOK C. PATEL	Chandan Metal Products Pvt Ltd, Vadodara
SHRI ARUN C. PATEL (<i>Alternate</i>)	
SHRI K. PURKAYASTHA	Indian Aluminium Company Ltd, Calcutta
SHRI R. K. MEHTA (<i>Alternate</i>)	
SHRI P. B. SHETH	Ahmedabad Eagle Engineering Enterprises Pvt Ltd, Ahmadabad
SHRI B. L. SHETH (<i>Alternate</i>)	

AMENDMENT NO. 1
TO
IS : 8467 - 1977 SPECIFICATION FOR
STEEL CARD-INDEX CABINETS

Alteration

(Pages 8 and 9, clauses 7.1, 7.2 and 7.2.1) — Substitute the following for the existing clauses:

7.1 All dents, burrs and sharp edges shall be removed from the various components. The components shall be individually pickled, scrubbed and rinsed to remove grease, rust, scale or any other foreign element.

7.2 Immediately after pickling, all the mild steel parts shall be given phosphating treatment conforming to Class C of IS : 3618-1966*. The process for application of phosphate coating shall be in accordance with IS : 6005-1970 ' Code of practice for phosphating of iron and steel' .

NOTE — Putty shall be applied to all the surfaces requiring filling and shall conform to IS : 426-1961§. Aluminium primer shall conform to IS : 2931-1964||.

7.2.1 Coat/Coats of enamel paint shall then be applied as follows:

- a) Finish coat with enamels conforming to IS : 151-1950* IS : 2932-1974‡, or IS : 2933-1975‡; and
- b) In the case of stoving enamel the components shall thereafter be baked at a specified temperature in an oven heated uniformly. The finish shall be smooth and uniform with a hard and tough film of enamel strongly adhering to the surface. The finish shall be free from all visible defects and shall not chip when tapped lightly with a dull pointed instrument."

Addenda

(Page 9, clause 7.3) — Add the following new clauses after 7.3 and renumber the subsequent clauses accordingly:

8. PERFORMANCE REQUIREMENTS OF FINISH

8.1 Scratch Hardness Test — A sample of mild steel plate 150 × 50 mm in size and thickness 0.315 mm finished as described in 7 shall be subjected to scratch hardness test in accordance with 15.1 of IS : 101-1964¶. A scratch, showing the bare metal shall not be produced on the test sample.

Indian Standard

SPECIFICATION FOR STEEL CARD-INDEX CABINETS

0. FOREWORD

0.1 This Indian Standard was adopted by the Indian Standards Institution on 31 May 1977, after the draft finalized by the Furniture Sectional Committee had been approved by the Civil Engineering Division Council.

0.2 Sheet metal furniture is being made in the country over a number of years. However, the sizes, finish and function of furniture items as made by various manufacturers require to be co-ordinated. This standard is being issued with a view to rationalize sizes of steel card-index cabinets and specify finishes consistent with corrosion protection.

0.3 This standard contains clause **10.1** which requires the purchaser to supply certain technical information at the time of placing orders.

0.4 For the purpose of deciding whether a particular requirement of this standard is complied with, the final value, observed or calculated, expressing the result of a test or analysis, shall be rounded off in accordance with IS : 2-1960*. The number of significant places retained in the rounded off value should be the same as that of the specified value in this standard.

1. SCOPE

1.1 This standard covers requirements for material, sizes, construction and finish of steel card-index cabinets, primarily intended for keeping records on thick cards.

2. TERMINOLOGY

2.0 For the purpose of this standard, the following definitions shall apply.

2.1 Width — A horizontal measurement from side to side on a line which is parallel to the front of the cabinet.

2.2 Height — A measurement from top to bottom in vertical direction.

2.3 Depth — A measurement from front to back in horizontal direction.

*Rules for rounding off numerical values (*revised*).

IS : 8467 - 1977

2.4 Support Bracket — A member of the cabinet which supports the drawer, guides it and allows to slide in and out.

2.5 Guide Rod — A member which holds the cards in a row and prevents the cards from coming out.

2.6 Card — A document made out of thick paper on which information is recorded.

3. MATERIALS

3.1 Filler Rods and Electrodes — Filler rods and electrodes for gas, arc and spot welding shall conform to IS : 1278-1972*, IS : 814 (Part II)-1974† and IS : 4972-1968‡ respectively.

3.2 Mild Steel Sheets — Mild steel sheets shall conform to IS : 513-1973§ or IS : 1079-1973||.

3.3 Screws — Screws shall conform to IS : 1365-1968¶.

4. TYPES

4.1 Steel card-index cabinets shall be of three types (*see* also Fig. 1).

- a) 2-drawer type,
- b) 4-drawer type, and
- c) 11-drawer type.

5. DIMENSIONS

5.1 Dimensions of Cards — The cards on which the information is recorded shall be of following three sizes and shall not be less than 0.4 mm thick (*see also* IS : 7150-1974**) :

	Size 1	Size 2	Size 3
	mm	mm	mm
Width	74	105	148
Length	105	148	210

*Specification for filler rods for gas welding (*second revision*).

†Specification for covered electrodes for metal arc welding of structural steel : Part II For welding sheets (*fourth revision*).

‡Specification for resistance spot-welding electrodes.

§Specification for cold rolled carbon steel sheets (*second revision*).

||Specification for hot rolled carbon steel sheet and strip (*third revision*).

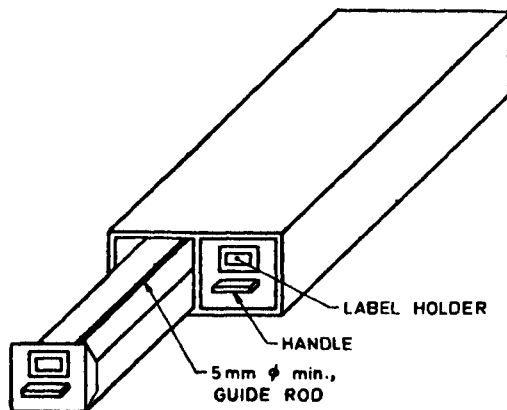
¶Specification for slotted countersunk head and slotted raised countersunk head screws (dia range 1.6 to 20 mm) (*second revision*).

**Specification for library catalogue and abstract card.

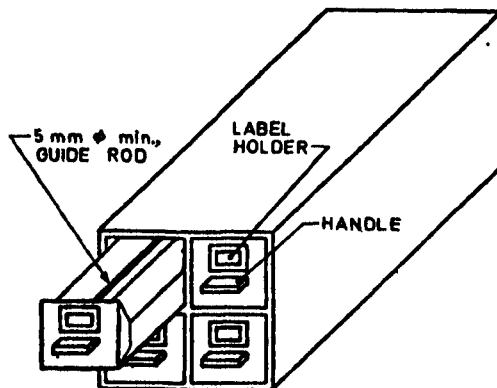
5.2 Dimensions of Steel Card-Index Cabinets — The dimensions of all the three types of steel card-index cabinets shall be as given in Table 1 (see Fig. 1).

5.2.1 Tolerances — The dimensions specified in 5.2 shall not vary by more than ± 2 mm.

5.3 Drawer Dimensions — The minimum inside depth of drawers for 2-drawer type and 4-drawer type card-index cabinets shall be 460 mm. For 11-drawer type card-index cabinets the inside depth of drawers shall not be less than 610 mm.

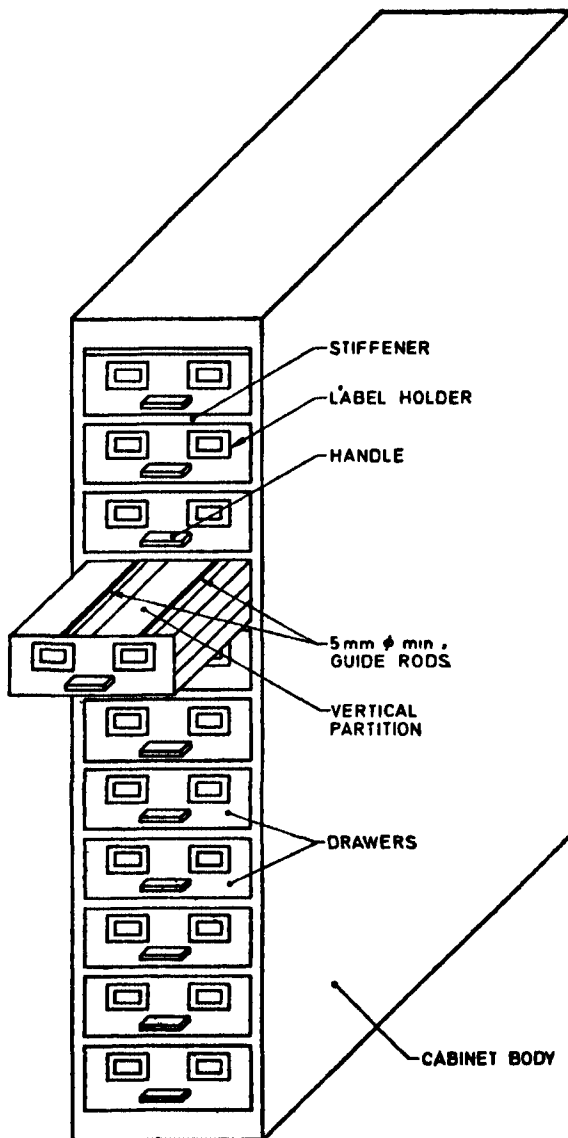


IA 2-Drawer Type



IB 4-Drawer Type

FIG. 1 TYPICAL SKETCH OF STEEL CABINETS FOR CARD INDEX (Continued)



IC II-Drawer Type

FIG. 1 TYPICAL SKETCH OF STEEL CABINETS FOR CARD INDEX

TABLE 1 OVERALL DIMENSIONS OF STEEL CARD-INDEX CABINETS
(Clause 5.2, and Fig. 1)

(All dimensions in millimetres)

Sl. No.	DIMENSIONS	2-DRAWER TYPE	4-DRAWER TYPE	11-DRAWER TYPE
(1)	(2)	(3)	(4)	(5)
i)	<i>Height</i>			
	a) For card size 105 × 74	130	255	1 335
	b) For card size 148 × 105	165	315	—
	c) For card size 210 × 148	205	380	—
ii)	<i>Width</i>			
	a) For card size 105 × 74	275	275	305
	b) For card size 148 × 105	370	370	—
	c) For card size 210 × 148	490	490	—
iii)	<i>Depth</i>			
	a) For card size 105 × 74	510	510	700
	b) For card size 148 × 105	510	510	—
	c) For card size 210 × 148	510	510	—

6. FABRICATION

6.1 Cabinet Body — The cabinet body shall be made out of steel sheet not less than 0.8 mm thick. It shall have horizontal and vertical stiffeners fitted at the front. These stiffeners shall separate the room of the cabinet so as to accommodate the intended number of drawers.

6.2 Stiffeners — The stiffener shall be made out of steel sheet not less than 1 mm thick.

6.3 Drawer — The drawer shall be made of steel sheet not less than 0.8 mm thick and shall have some provision to get locked in its extreme retracted position. When the locking arrangement is released the drawer shall be removable easily.

6.3.1 Each drawer shall be fitted with either of the following or both:

- a) A movable compressor plate made from mild steel not less than 0.8 mm thick and which can be held at any position, 50 mm from the inner front edge to the extreme rear edge.
- b) A guide rod extending over the full depth of the drawer which can be removed when not required. Guide rod shall not be less than 5 mm in diameter.

IS : 8467 - 1977

6.3.2 In the 11-drawer cabinet, each drawer shall be fitted with a vertical partition in the centre, running from front to back, making two equal compartments. Two label holders shall be provided on each drawer.

6.4 Support Bracket — The support bracket shall be made out of steel sheet not less than 2 mm thick.

6.4.1 The support bracket shall easily sustain the load of 100 N. When the drawer is full of cards it shall exhibit the smooth motion in the bracket.

6.5 Handles — Each drawer shall be provided with a handle made from corrosion-resistant metal and fixed to the front of the drawer.

6.6 Label Holders — The label holders shall be made from corrosion-resistant metal sheet or mild steel sheet, not less than 0.63 mm in thickness and shall be fixed to the front of the drawer. Mild steel label holders shall be properly finished as laid down in 7.

6.7 Locking Mechanism — The provision for lock with duplicate keys shall be made so that all drawers of the cabinet shall be locked either simultaneously or independently. They shall be so designed that it is not possible to manipulate the locking mechanism by inserting a tool through the space between the drawer front and cabinet body or drawer front and stiffener.

7. FINISH

7.1 All dents, burrs and sharp edges shall be removed from various components and they shall be pickled, scrubbed and rinsed to remove grease, rust, scale or any other foreign matter.

7.2 Immediately after pickling, all mild steel parts shall be given phosphating treatment in accordance with IS : 3618-1966*, followed by a coat of suitable primer such as red oxide (*see* Note). Two coats of enamel paint shall then be applied as follows:

- a) Undercoat conforming to IS : 149-1950†, IS : 2932-1975‡ or IS : 2933-1975§.

*Specification for phosphate treatment of iron and steel for protection against corrosion.

†Specification for ready mixed paint, spraying, undercoating, stoving, for enamels and general purposes, colour as required.

‡Specification for enamel, synthetic, exterior (a) undercoating, (b) finishing (*first revision*).

§Specification for enamel, exterior (a) undercoating, (b) finishing (*first revision*).

- b) Finish coat with enamel conforming to IS : 151-1950*, IS : 2932-1975† or IS : 2933-1975‡.

NOTE — Putty shall be applied to all the surfaces requiring filling and shall conform to IS : 426-1961§. Aluminium primer shall conform to IS : 2931-1964||.

7.2.1 The finish shall be smooth and uniform with a hard and tough film of enamel strongly adhering to the surface. The finish shall be free from all visible defects and the film shall not chip when tapped lightly with a pointed instrument.

7.3 All other components shall be finished as agreed to between the purchaser and the manufacturer.

8. TEST

8.1 The cabinet shall be so constructed that it stands rigidly on level surface and will not sustain permanent distortion when subjected to a compressive load of 300 N uniformly distributed over the top of the cabinet. The drawers shall exhibit the same smoothness in performance when the cabinet is so loaded.

9. PACKING

9.1 All component parts of the card index cabinet shall be packed in such a way that no damage is caused to them during transit.

10. INFORMATION TO BE SUPPLIED BY THE PURCHASER

10.1 The purchaser shall supply the following information to the supplier along with the order:

- a) Type required,
- b) Whether compressor plate is required or not,
- c) Whether guide rod is required or not,
- d) Colour of finish,
- e) Whether locking arrangement is required for individual drawers or simultaneous locking of all drawers, and
- f) Where alternative methods of construction and finish are specified they shall be clearly stated in the order.

*Specification for ready mixed paint, spraying, finishing, stoving, enamel, for general purposes, colour as required.

†Specification for enamel, synthetic, exterior (a) undercoating (b) finishing (*first revision*).

‡Specification for enamel exterior (a) undercoating (b) finishing (*first revision*).

§Specification for paste filler for colour coats (*revised*).

||Specification for ready mixed paint, brushing, aluminium-zinc oxide composite primer.

IS : 8467 - 1977

11. MARKING

11.1 All steel card-index cabinets shall be marked with a suitable mark identifying the manufacturer.

11.1.1 The steel card-index cabinets may also be marked with the ISI Certification Mark.

NOTE — The use of the ISI Certification Mark is governed by the provisions of the Indian Standards Institution (Certification Marks) Act and the Rules and Regulations made thereunder. The ISI Mark on products covered by an Indian Standard conveys the assurance that they have been produced to comply with the requirements of that standard under a well defined system of inspection, testing and quality control which is devised and supervised by ISI and operated by the producer. ISI marked products are also continuously checked by ISI for conformity to that standard as a further safeguard. Details of conditions under which a licence for the use of the ISI Certification Mark may be granted to manufacturers or processors, may be obtained from the Indian Standards Institution.

INTERNATIONAL SYSTEM OF UNITS (SI UNITS)

Base Units

Quantity	Unit	Symbol
Length	metre	m
Mass	kilogram	kg
Time	second	s
Electric current	ampere	A
Thermodynamic temperature	kelvin	K
Luminous intensity	candela	cd
Amount of substance	mole	mol

Supplementary Units

Quantity	Unit	Symbol
Plane angle	radian	rad
Solid angle	steradian	sr

Derived Units

Quantity	Unit	Symbol	Conversion
Force	newton	N	1 N = 1 kg·1 m/s ²
Energy	joule	J	1 J = 1 N·m
Power	watt	W	1 W = 1 J/s
Flux	weber	Wb	1 Wb = 1 V·s
Flux density	tesla	T	1 T = 1 Wb/m ²
Frequency	hertz	Hz	1 Hz = 1 c/s (s ⁻¹)
Electric conductance	siemens	S	1 S = 1 A/V
Pressure, stress	pascal	Pa	1 Pa = 1 N/m ²

INDIAN STANDARDS INSTITUTION

Manak Bhavan, 9 Bahadur Shah Zafar Marg, NEW DELHI 110002

Telephones : 27 01 31 (20 lines)

Telegrams : Manaksanstha

Regional Offices:

		Telephone
Western : Novelty Chambers, Grant Road	BOMBAY 400007	37 97 29
Eastern : 5 Chowringhee Approach	CALCUTTA 700072	23-08 02
Southern : C.I.T. Campus, Adyar	MADRAS 600020	41 24 42

Branch Offices:

'Pushpak', Nurmohamed Shaikh Marg, Khanpur	AHMADABAD 380001	2 03 91
'F' Block, Unity Bldg, Narasimharaja Square	BANGALORE 560002	2 76 49
Ahimsa Bldg, SCO 82-83, Sector 17C	CHANDIGARH 160017	2 83 20
5-8-56/57 L. N. Gupta Marg	HYDERABAD 500001	22 10 83
D-277 Todarmal Marg, Banipark	JAIPUR 302006	—
117/418 B Sarvodaya Nagar	KANPUR 208005	62 72
B.C.I. Bldg (3rd Floor), Gandhi Maidan East	PATNA 800004	5 36 55
Hantex Bldg (2nd Floor), Rly Station Road	TRIVANDRUM 695001	32 27

Cr 3